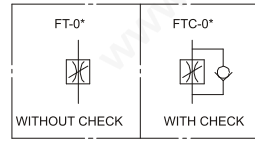
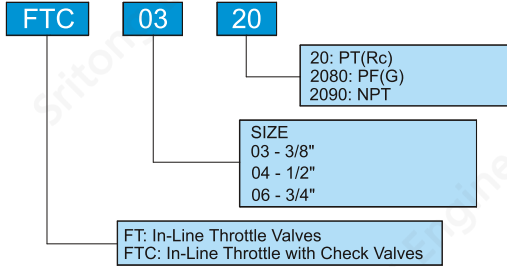


DIMENSIONS

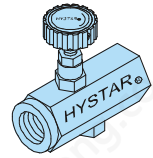
MILLIMETERS(INCHES)

IN-LINE THROTTLE VALVES

Ordering Code



Graphic Symbol

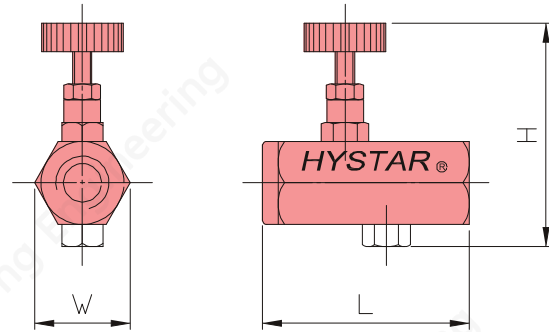


FT

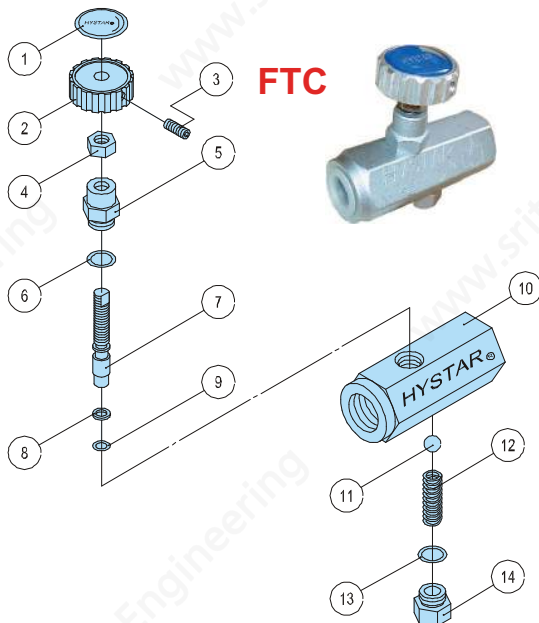


- Rugged steel construction.
- Buna-N (Viton option) seals.
- Max pressure: 210 bar (3000PSI).

Size	W	L	H(Max)
1/4"	26(1.02)	62(2.44)	60(2.36)
3/8"	33(1.30)	70(2.76)	80(3.15)
1/2"	40(1.57)	79(3.11)	90(3.54)
3/4"	47(1.85)	92(3.62)	100(3.94)



Model	Size(PT/NPT)	lpm(USgpm)	Cracking Press.	Weight(kg)
FT(C)-02-20/2090	1/4"	20/5.3	0.5 bar(7PSI)	0.25
FT(C)-03-20/2090	3/8"	35/9.3		0.41
FT(C)-04-20/2090	1/2"	60/15.8		0.62
FT(C)-06-20/2090	3/4"	80/21.2		0.88



Mode	FT-0*	FTC-0*
No.	Part Name	PART Name
1	Nameplate	Nameplate
2	Handle	Handle
3	Fixing Screw	Fixing Screw
4	Steel Nut	Steel Nut
5	Knob Adaptor	Knob Adaptor
6	O-Ring	O-Ring
7	Throttle Cam	Throttle Cam
8	Seal	Seal
9	O-Ring	O-Ring
10	Body	Body
11	None	Steel Ball
12	None	Spring
13	None	O-Ring
14	None	Steel Plug